


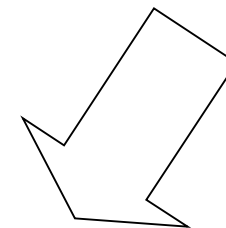
1. FOCUS FOR THE REST OF THE TERM: TO DO BY THE END OF TERM:

(allocate 1 or 2 subjects per night to focus on to make sure you use the time before end term)

<p><u>Subject:</u></p> <p><input type="checkbox"/> Go through Trial paper <input type="checkbox"/> Notes organised <input type="checkbox"/> Summaries/study notes done <input type="checkbox"/> Asked about anything difficult <input type="checkbox"/> Found extra resources/papers</p> <p><u>What do you want to get done before the end of term?</u></p>	<p><u>Subject:</u></p> <p><input type="checkbox"/> Go through Trial paper <input type="checkbox"/> Notes organised <input type="checkbox"/> Summaries/study notes done <input type="checkbox"/> Asked about anything difficult <input type="checkbox"/> Found extra resources/papers</p> <p><u>What do you want to get done before the end of term?</u></p>	<p><u>Subject:</u></p> <p><input type="checkbox"/> Go through Trial paper <input type="checkbox"/> Notes organised <input type="checkbox"/> Summaries/study notes done <input type="checkbox"/> Asked about anything difficult <input type="checkbox"/> Found extra resources/papers</p> <p><u>What do you want to get done before the end of term?</u></p>	<p><u>Subject:</u></p> <p><input type="checkbox"/> Go through Trial paper <input type="checkbox"/> Notes organised <input type="checkbox"/> Summaries/study notes done <input type="checkbox"/> Asked about anything difficult <input type="checkbox"/> Found extra resources/papers</p> <p><u>What do you want to get done before the end of term?</u></p>
<p><u>Subject:</u></p> <p><input type="checkbox"/> Go through Trial paper <input type="checkbox"/> Notes organised <input type="checkbox"/> Summaries/study notes done <input type="checkbox"/> Asked about anything difficult <input type="checkbox"/> Found extra resources/papers</p> <p><u>What do you want to get done before the end of term?</u></p>	<p><u>Subject:</u></p> <p><input type="checkbox"/> Go through Trial paper <input type="checkbox"/> Notes organised <input type="checkbox"/> Summaries/study notes done <input type="checkbox"/> Asked about anything difficult <input type="checkbox"/> Found extra resources/papers</p> <p><u>What do you want to get done before the end of term?</u></p>	<p><u>Subject:</u></p> <p><input type="checkbox"/> Go through Trial paper <input type="checkbox"/> Notes organised <input type="checkbox"/> Summaries/study notes done <input type="checkbox"/> Asked about anything difficult <input type="checkbox"/> Found extra resources/papers</p> <p><u>What do you want to get done before the end of term?</u></p>	<p><u>Subject:</u></p> <p><input type="checkbox"/> Go through Trial paper <input type="checkbox"/> Notes organised <input type="checkbox"/> Summaries/study notes done <input type="checkbox"/> Asked about anything difficult <input type="checkbox"/> Found extra resources/papers</p> <p><u>What do you want to get done before the end of term?</u></p>

2. DECISIONS TO MAKE ABOUT 'STUVAC' (THE HOLIDAYS/WEEKS BEFORE THE EXAMS START):

- How many hours of study do you want to do per day in the holidays? _____ 
- What will be your timeslots for each day, how will you structure your day? Some examples are listed below, but what will you do?
Some examples of how you might structure your day:



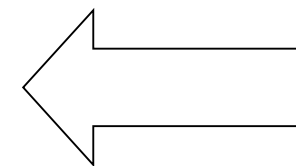
6 hours per day	6 hours per day	8 hours per day	8 hours per day	7 hours per day	Your timeslots:
9-12 subject 1 2-5 subject 2	10-12 subject 1 2-4 subject 2 6-8 choose 1 or 2	9-12 subject 1 2-5 subject 2 7-9 choose 1 or 2	9-11 subject 1 12-2 subject 2 4-6 subject 1 7-9 subject 2	9-10 review 11-2 subject 1 3-6 subject 2	

Note:

- Start by 10am at the latest so your sleep patterns don't get thrown out
- Great for memory if you spend an hour in the morning reviewing what you did the previous day
- Choose a minimum amount of time and if you do more that's great. Many students aim for 6 hours and do more if they can.

- What is your 'cycle' of study going to be? Write your subjects in on the cycle that fits you.

5 subjects - 3 day cycle	6 subjects - 3 day cycle	7 subjects - 4 day cycle	8 subjects - 4 day cycle	FILL IN YOUR COMBINATION OF SUBJECTS HERE:
Day 1 - subject 1 - subject 2	Day 1 - subject 1 - subject 2	Day 1 - subject 1 - subject 2	Day 1 - Maths - History	Day 1 - (harder) - (easier)
Day 2 - subject 3 - subject 4	Day 2 - subject 3 - subject 4	Day 2 - subject 3 - subject 4	Day 2 - French - Chemistry	Day 2 - (harder) - (easier)
Day 3 - subject 5 - whatever weakest	Day 3 - subject 5 - subject 6	Day 3 - subject 5 - subject 6	Day 3 - English - German	Day 3 - (harder) - (easier)
		Day 4 - subject 7 - whatever weakest	Day 4 - Ext Hist - subject 8	Day 4 (if needed) - -



Note:

- Put 'different' types of subjects together and do the weakest subject in the morning session
- Do you want to spend equal time on all subjects? Do some need more? What about extension subjects?
- For English you might alternate between Paper 1 and Paper 2 practise.

3. PLANNING FOR YOUR STUDY IN THE WEEKS PRIOR TO THE EXAMS - note: you need to double check your timetable against the official timetable

M23 September	T24	W25	T26	F27 Official end Term 3 for most schools	S28	S29
M30	T1 October	W2	T3	F4	S5	S6
M7	T8	W9	T10	F11	S12	S13
M14	T15	W16	T17 October HSC ENGLISH	F18 HSC ENGLISH	S19	S20
M21	T22	W23	T24	F25	S26	S27
M28	T29	W30	T31	F1 November	S2	S3
M4	T5	W6	T7	F8	S9	S10
M11	HSC IS FINISHED!					

Wildcard is a 'wait and see day': no study, some study or lots of study!

4. WHAT ARE YOU ACTUALLY GOING TO DO FOR EACH SUBJECT? FILL THIS OUT AT THE END OF TERM

(The night before, look at what subjects you have allocated, look at this list, decide what you will do the next day and get everything out and ready or you may like to plan a week at a time in detail):

<u>Things I should do to study for this subject:</u>	<u>Things I should do to study for this subject:</u>	<u>Things I should do to study for this subject:</u>	<u>Things I should do to study for this subject:</u>
<u>Things I should do to study for this subject:</u>	<u>Things I should do to study for this subject:</u>	<u>Things I should do to study for this subject:</u>	<u>Things I should do to study for this subject:</u>