


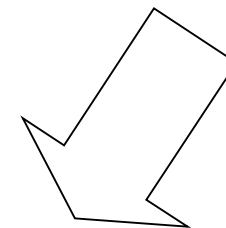
# 1. FOCUS FOR THE REST OF THE TERM: TO DO BY THE END OF TERM:

(allocate 1 or 2 subjects per night to focus on to make sure you use the time before end term)

<p><u>Subject:</u></p> <p><input type="checkbox"/> Trial paper(s) checklist <input type="checkbox"/> Notes organised <input type="checkbox"/> Summaries/study notes done <input type="checkbox"/> Asked about anything difficult <input type="checkbox"/> Found extra resources/papers</p> <p><u>What do you want to get done before the end of term?</u></p>	<p><u>Subject:</u></p> <p><input type="checkbox"/> Trial paper(s) checklist <input type="checkbox"/> Notes organised <input type="checkbox"/> Summaries/study notes done <input type="checkbox"/> Asked about anything difficult <input type="checkbox"/> Found extra resources/papers</p> <p><u>What do you want to get done before the end of term?</u></p>	<p><u>Subject:</u></p> <p><input type="checkbox"/> Trial paper(s) checklist <input type="checkbox"/> Notes organised <input type="checkbox"/> Summaries/study notes done <input type="checkbox"/> Asked about anything difficult <input type="checkbox"/> Found extra resources/papers</p> <p><u>What do you want to get done before the end of term?</u></p>	<p><u>Subject:</u></p> <p><input type="checkbox"/> Trial paper(s) checklist <input type="checkbox"/> Notes organised <input type="checkbox"/> Summaries/study notes done <input type="checkbox"/> Asked about anything difficult <input type="checkbox"/> Found extra resources/papers</p> <p><u>What do you want to get done before the end of term?</u></p>
<p><u>Subject:</u></p> <p><input type="checkbox"/> Trial paper(s) checklist <input type="checkbox"/> Notes organised <input type="checkbox"/> Summaries/study notes done <input type="checkbox"/> Asked about anything difficult <input type="checkbox"/> Found extra resources/papers</p> <p><u>What do you want to get done before the end of term?</u></p>	<p><u>Subject:</u></p> <p><input type="checkbox"/> Trial paper(s) checklist <input type="checkbox"/> Notes organised <input type="checkbox"/> Summaries/study notes done <input type="checkbox"/> Asked about anything difficult <input type="checkbox"/> Found extra resources/papers</p> <p><u>What do you want to get done before the end of term?</u></p>	<p><u>Subject:</u></p> <p><input type="checkbox"/> Trial paper(s) checklist <input type="checkbox"/> Notes organised <input type="checkbox"/> Summaries/study notes done <input type="checkbox"/> Asked about anything difficult <input type="checkbox"/> Found extra resources/papers</p> <p><u>What do you want to get done before the end of term?</u></p>	<p><u>Subject:</u></p> <p><input type="checkbox"/> Trial paper(s) checklist <input type="checkbox"/> Notes organised <input type="checkbox"/> Summaries/study notes done <input type="checkbox"/> Asked about anything difficult <input type="checkbox"/> Found extra resources/papers</p> <p><u>What do you want to get done before the end of term?</u></p>

## 2. DECISIONS TO MAKE ABOUT 'STUVAC' (THE HOLIDAYS/WEEKS BEFORE THE EXAMS START):

- How many hours of study do you want to do per day in the holidays? \_\_\_\_\_ 
- What will be your timeslots for each day, how will you structure your day? Some examples are listed below, but what will you do?  
Some examples of how you might structure your day:

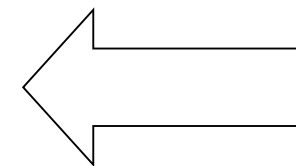


6 hours per day	6 hours per day	8 hours per day	8 hours per day	7 hours per day	Your timeslots:
9-12 subject 1 2-5 subject 2	10-12 subject 1 2-4 subject 2 6-8 choose 1 or 2	9-12 subject 1 2-5 subject 2 7-9 choose 1 or 2	9-11 subject 1 12-2 subject 2 4-6 subject 1 7-9 subject 2	9-10 review 11-2 subject 1 3-6 subject 2	

*Note:*

- Start by 10am at the latest so your sleep patterns don't get thrown out
  - Choose a minimum amount of time and if you do more that's great. Many students aim for 6 hours and do more if they can.
- What is your 'cycle' of study going to be? Write your subjects in on the cycle that fits you.

5 subjects - 3 day cycle	6 subjects - 3 day cycle	7 subjects - 4 day cycle	8 subjects - 4 day cycle	FILL IN YOUR COMBINATION OF SUBJECTS HERE:
Day 1 - subject 1 - subject 2	Day 1 - subject 1 - subject 2	Day 1 - subject 1 - subject 2	Day 1 - Maths - History	Day 1 - (harder) - (easier)
Day 2 - subject 3 - subject 4	Day 2 - subject 3 - subject 4	Day 2 - subject 3 - subject 4	Day 2 - French - Chemistry	Day 2 - (harder) - (easier)
Day 3 - subject 5 - whatever weakest	Day 3 - subject 5 - subject 6	Day 3 - subject 5 - subject 6	Day 3 - English - German	Day 3 - (harder) - (easier)
		Day 4 - subject 7 - whatever weakest	Day 4 - Ext Hist - subject 8	Day 4 (if needed) - -



*Note:*

- Put 'different' types of subjects together and do the weakest subject in the morning session
- Do you want to spend equal time on all subjects? Do some need more? What about extension subjects?
- For English you might alternate between Paper 1 and Paper 2 practise.

**3. PLANNING FOR YOUR STUDY IN THE WEEKS PRIOR TO THE EXAMS** - note: you need to double check your timetable against the official timetable

S22 September	S23	M24	T25	W26	T27	F28 Official end Term 3 for most schools
S29	S30	M1 October	T2	W3	T4	F5
S6	S7	M8	T9	W10	T11	F12
S13	S14	M15	T16	W17	T18 October <b>HSC ENGLISH</b>	F19 <b>HSC ENGLISH</b>
S20	S21	M22	T23	W24	T25	F26
S27	S28	M29	T30	W31	T1 November	F2
S3	S4	M5	T6	W7	T8	F9  <b>HSC IS FINISHED!</b>

#### 4. WHAT ARE YOU ACTUALLY GOING TO DO FOR EACH SUBJECT? FILL THIS OUT AT THE END OF TERM

(The night before, look at what subjects you have allocated, look at this list, decide what you will do the next day and get everything out and ready or you may like to plan a week at a time in detail):

<u>Things I should do to study for this subject:</u>	<u>Things I should do to study for this subject:</u>	<u>Things I should do to study for this subject:</u>	<u>Things I should do to study for this subject:</u>
<u>Things I should do to study for this subject:</u>	<u>Things I should do to study for this subject:</u>	<u>Things I should do to study for this subject:</u>	<u>Things I should do to study for this subject:</u>